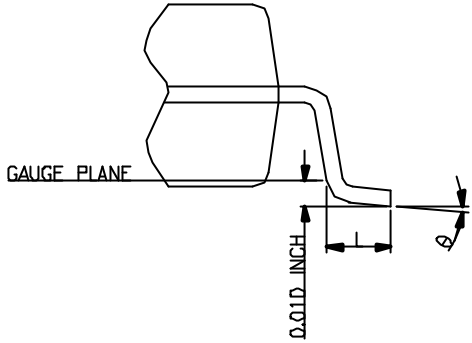
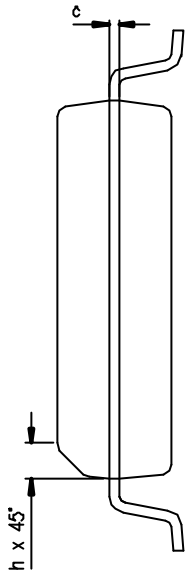
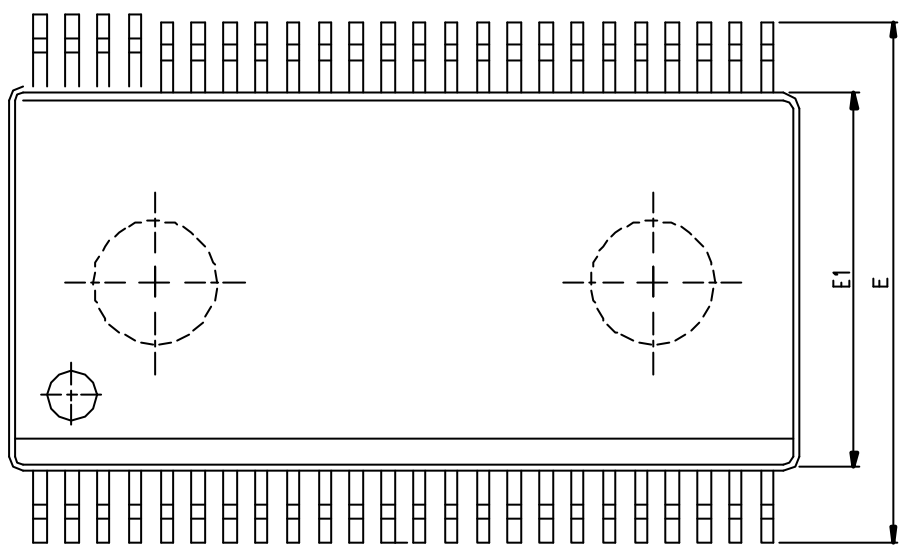
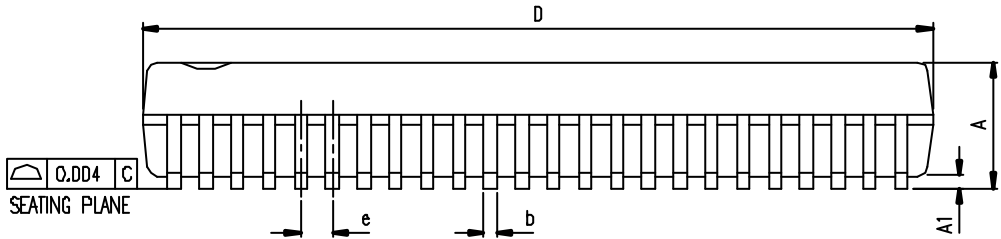


REV.	DESCRIPTION	BY	DATE
ORIG.	DRAWING ISSUE	SANDY CHEN	97.11.04
A	MODIFY E-PIN	SANDY CHEN	97.12.05
B	ADD NOTES	SANDY CHEN	00.01.19



SYMBOL	DIMENSION IN MM			DIMENSION IN INCH		
	MIN.	NOM.	MAX.	MIN.	NOM.	MAX.
A	2.413	2.591	2.794	0.095	0.102	0.110
A1	D 203	0.305	0.406	D 008	0.012	0.016
b	D 203		0.343	D 008		0.0135
c	D 127		0.254	D 005		0.010
e	0.635 BASIC			0.025 BASIC		
E	10.033		10.668	0.395		0.420
E1	7.391	7.493	7.595	0.291	0.295	0.299
h	0.381		0.635	0.015		0.025
L	D 508		1.016	D 020		0.040
theta	0		8	0		8



N	D DIMENSION (IN INCH)			JEDEC
48	0.620	0.625	0.630	MO-118 (AA)
56	0.720	0.725	0.730	MO-118 (AB)

*NOTES : DIMENSION " D " DONE NOT INCLUDE MOLD FLASH,
 PROTRUSIONS OR GATE BURRS.
 MOLD FLASH, PROTRUSIONS OR GATE BURRS SHALL
 NOT EXCEED 0.006 INCH (0.1524 MM) PER SIDE.